

# B916

2MP Video Analytics Outdoor Speed Dome with D/N, Extreme WDR, SLLS, 20x Zoom Lens

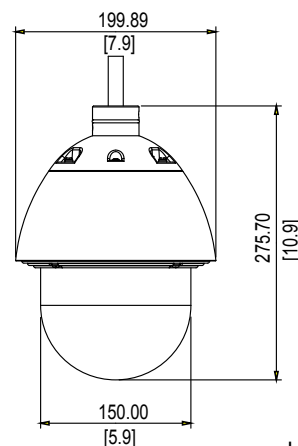


- 2 Megapixel with 1080p
- Day & Night with Superior Low Light Sensitivity
- 20x Zoom Lens with f4.7-94mm / F1.6-3.5, DC Iris, Auto Focus
- Extreme WDR (145 dB)
- 60 fps at 1920 x 1080
- Endless Pan & Tilt
- Weatherproof (IP67) and Vandal Proof Options (IK10 or IK09)
- Built-in Analytics

## PHOTO INDICATION





## DIMENSION DIAGRAM



Unit: mm [inch]

## ACCESSORY OPTIONS

Dome Cover		
PDCX-1005		Transparent, Vandal proof (IK10)
PDCX-1108		Smoked, Vandal proof (IK10)

High PoE Injector		
PPOE-0102		High PoE Injector with universal connector

Popular Mounting Solutions		
Wall	PMAX-0312 PMAX-0702	
Pendant	PMAX-0102	
Corner	PMAX-0312 PMAX-0702 PMAX-0402	
Pole	PMAX-0312 PMAX-0702 PMAX-0503	
Parapet	PMAX-0808	

\* For more mounting solutions, please refer to Project Planner on [www.acti.com](http://www.acti.com)

**PRODUCT SPECIFICATION****B916****• Device**

Product Type	Outdoor Speed Dome Camera
Image Sensor	Progressive Scan CMOS
Sensor Size	1/2.8"
Effective Pixels	1944 (H) x 1224 (V) (2.38 MP)
Horizontal Resolution	1450 TVL
Day / Night	Yes
Low Light Sensitivity	Superior
Minimum Illumination	Color: 0.1 lux at F1.6 (30 IRE, 2400°K); B/W: 0.05 lux at F1.6 (30 IRE, 2400°K)
Color to B/W Switch	ISP based switch, configurable
Mechanical IR Cut Filter	Yes
IR Sensitivity Range	700 - 1100nm
IR LED	No
Electronic Shutter	1/5 - 1/32,000 sec (manual mode); 1/5 - 1/32,000 sec (auto mode)
S/N Ratio	56 dB

**• Lens**

Focal Length	Zoom, f4.7 - 94mm / F1.6 - 3.5
Zoom Ratio / Speed	20x optical, 10x digital / 2.2 sec (wide to tele)
Iris	DC iris
Focus	Auto focus
Horizontal Viewing Angle	60.8° - 3.4°

**• PTZ**

Manual Panning / Tilting Speed	3.2° ~ 72°/s; 1.6° ~ 36°/s
Preset Panning / Tilting Speed	0.5 ~ 720°/s; 0.5° ~ 360°/s
Panning Range	360° Endless
Tilting Range	-20° ~ 200°
Control	Remote manual control; 256 preset points; 10 preset tours; Auto scan
Preset Panning Accuracy	0.265°
Preset Tilting Accuracy	0.149°
Absolute Position	Yes
Protocol	ACTI URL command, Sony VISCA, Pelco D, Pelco P

**• Video**

Compression	H.264 (Baseline/ Main/ High profile), MJPEG
Max. Frame Rate vs. Resolution	60 fps at 1920 x 1080; 60 fps at 1280 x 720; 30 fps at 640 x 480; 30 fps at 320 x 240
Multi-Streaming	Simultaneous triple streams based on 3 configurations
Bit Rate	128 Kbps - 12 Mbps (per stream)
Bit Rate Mode	Constant, Variable
Image Enhancement	Extreme WDR (145 dB); White balance: automatic, hold and manual; Brightness; Contrast; Sharpness; Automatic gain control; 2D+3D digital noise reduction; Flickerless; Defogging; Digital image stabilizer
Privacy Mask	20 configurable regions
Text Overlay	User defined text on video
Image Orientation	Image flip and mirror
Built-in Analytics	Motion Detection, Tamper, Shock Detection, PTZ Auto Tracking, Line Crossing, Enter Area, Exit Area, Appear in Area, Missing Object, Unattended Object

**• Audio**

Audio	2-way
Compression	8 kHz, Mono, PCM, 16 bit encoding; G.711
Audio-In	Cable with 3.5mm phone jack
Audio-Out	Cable with 3.5mm phone jack

**• Network**

Protocol & Service	TCP, UDP, HTTP, HTTPS, DHCP, PPPoE, RTP, RTSP, IPv4, IPv6, DNS, DDNS, NTP, ICMP, ARP, IGMP, SMTP, FTP, UPnP, SNMP, Bonjour, Sony VISCA, Pelco D, Pelco P
Ethernet Port	1, Ethernet (10/100Base-T), RJ-45 connector
Security	IP address filtering; HTTPS encryption; Password protected user level; Anonymous login; IEEE 802.1X network access control

**• Alarm**

Alarm Trigger	Video motion detection (10 regions); External device through digital input; Sound detection
Alarm Response	Notify control center; Go to PTZ preset point or preset tour; Change camera settings; Command other devices; E-mail notification with snapshots; Save video or snapshot to local storage; Upload video or snapshot to FTP server; Activate external device through digital output

**• Interface**

Digital Input	4, cable without connector
Digital Output	2, cable without connector
Local Storage	MicroSDHC memory card slot (card not included)

**• General**

Power Source / Consumption	High PoE (IEEE802.3at) 29.4W / AC 24V 68W
Weight	2500 g (5.51 lb)
Dimensions (Φ x H)	200 x 276 mm (7.9" x 10.9")
Environmental Casing	Weatherproof (IP67); Bundled dome cover (IK09); Optional dome cover (IK10)
Mount Type	Pendant, Wall, Corner, Pole, Parapet
Starting Temperature	-52°C ~ 60°C (-61.6°F ~ 140°F) within 30 mins
Operating Temperature	-52°C ~ 60°C (-61.6°F ~ 140°F)
Operating Humidity	10% ~ 85% RH
Approvals	CE (EN 55022 Class B, EN 55024), FCC (Part15 Subpart B Class B), IP67, IK09 (IK10 option), NEMA 4X, UL (for bundled power adapter)

**• Integration**

Unified Solution	Fully compatible with ACTI software
ISV Integration	Software Development Kit (SDK) available; ONVIF Compliant
Firmware Access Browser	Microsoft Internet Explorer 8.0 or newer (full functionality) Safari with QuickTime installed, and other browsers with VLC installed (partial functionality)
Auto Firmware Upgrade	Yes
GPS Position	Manual Setting

\* All specifications are subject to change without notice.

\* All brand names and registered trademarks are the property of their respective owners.

[www.acti.com](http://www.acti.com)